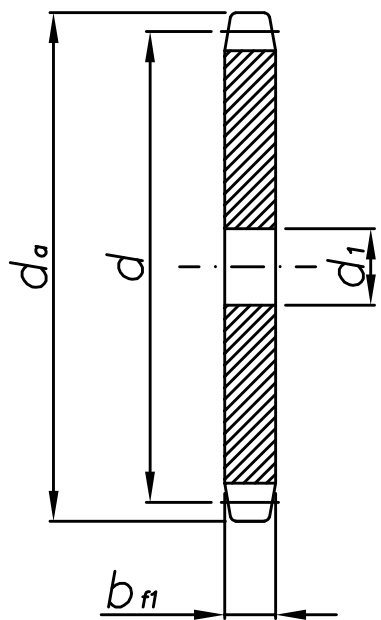
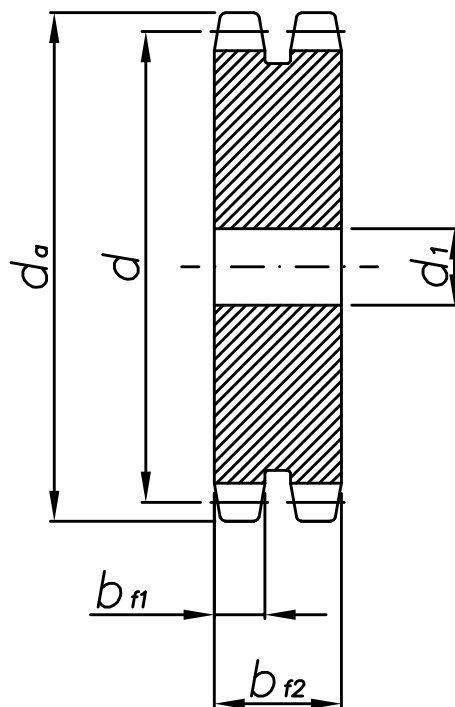


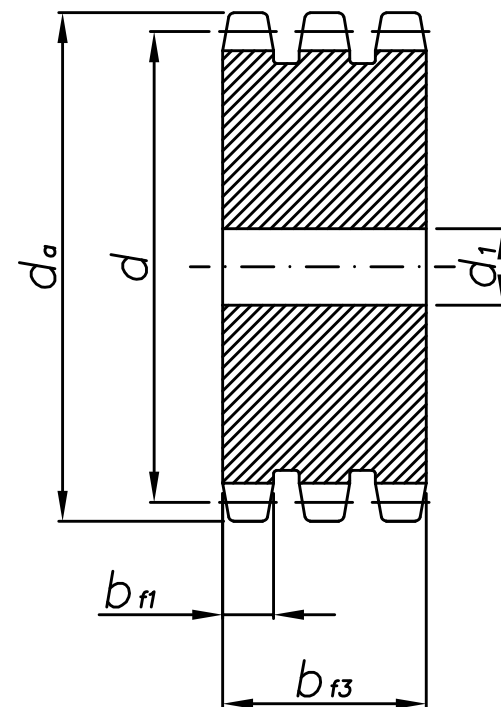
KOŁA ŁAŃCUCHOWE PŁASKKIE – 16B
PLATE WHEELS – 16B



PS



PD



PT

Koła łańcuchowe płaskie - 16B

Plate wheels - 16B

Szerokość zęba/ <i>tooth width</i>	$b_{f1} = 16,2 \text{ mm}$	$b_{f2} = 47,7 \text{ mm}$	$b_{f3} = 79,6 \text{ mm}$
------------------------------------	----------------------------	----------------------------	----------------------------

z	d	d _a	PS	PD	PT
			d ₁	d ₁	d ₁
8	66,37	77,0	12	16	20
9	74,27	85,0	12	16	20
10	82,19	93,0	12	16	20
11	90,14	99,5	16	20	20
12	98,14	109,0	16	20	20
13	106,12	117,0	16	20	20
14	114,15	125,0	16	20	20
15	122,17	133,0	16	20	20
16	130,20	141,0	20	20	30
17	138,22	149,0	20	20	30
18	146,28	157,0	20	20	30
19	154,33	165,2	20	20	30
20	162,38	173,2	20	20	30
21	170,43	181,2	20	25	30
22	178,48	189,3	20	25	30
23	186,53	197,5	20	25	30
24	194,59	205,5	20	25	30
25	202,66	213,5	20	25	30
26	210,72	221,6	20	25	30
27	218,79	229,6	20	25	30
28	226,85	237,7	20	25	30
29	234,92	245,8	20	25	30
30	243,00	254,0	20	25	30
31	251,08	262,0	25	25	30
32	259,13	270,0	25	25	30
33	267,21	278,5	25	25	30
34	275,28	287,0	25	25	30
35	283,36	296,2	25	25	30
36	291,44	304,6	25	25	30
37	299,51	312,6	25	25	30
38	307,59	320,7	25	25	30
39	315,67	328,8	25	25	30
40	323,75	336,9	25	25	30