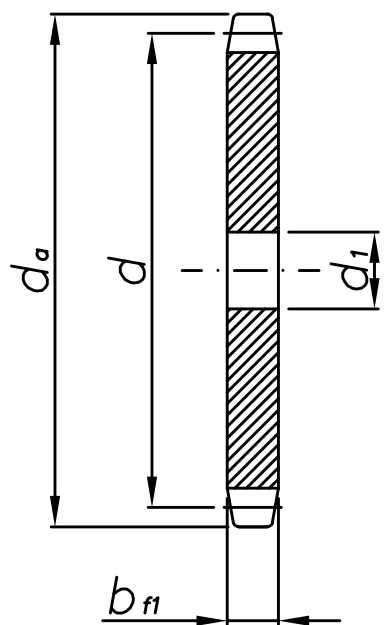
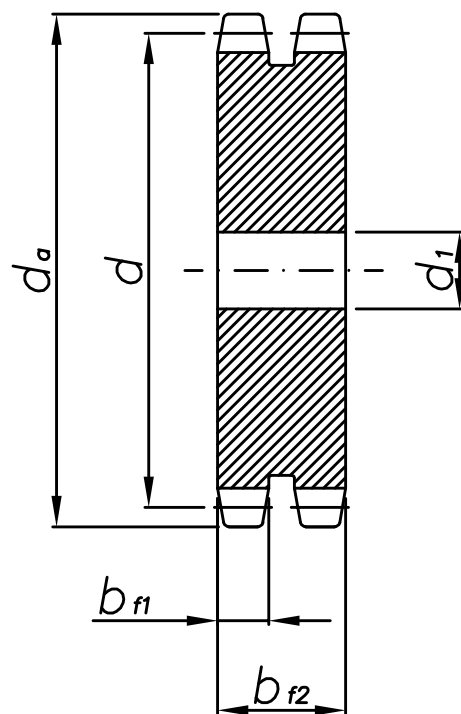


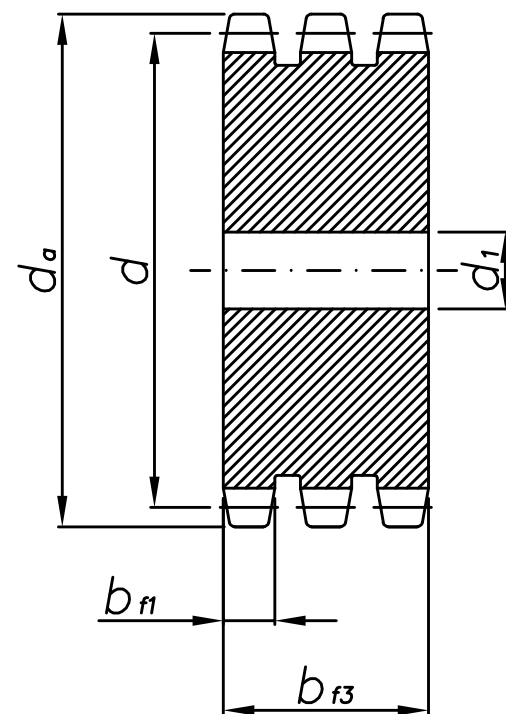
KOŁA ŁAŃCUCHOWE PŁASKKIE – 24B
PLATE WHEELS – 24B



PS



PD



PT

Koła łańcuchowe płaskie - 24B

Plate wheels - 24B

Szerokość zęba/ <i>tooth width</i>	$b_{f1} = 24,1 \text{ mm}$	$b_{f2} = 72,0 \text{ mm}$	$b_{f3} = 120,3 \text{ mm}$
------------------------------------	----------------------------	----------------------------	-----------------------------

z	d	d _a	PS	PD	PT
			d ₁	d ₁	d ₁
8	99,55	115,0	20	25	25
9	111,40	126,4	20	25	25
10	123,29	138,0	20	25	25
11	135,21	150,0	25	25	30
12	147,22	162,0	25	25	30
13	159,18	174,2	25	25	30
14	171,22	186,2	25	25	30
15	183,26	198,2	25	25	30
16	195,30	210,3	25	30	30
17	207,34	222,3	25	30	30
18	219,42	234,3	25	30	30
19	231,49	246,5	25	30	30
20	243,57	258,6	25	30	30
21	255,65	270,6	30	30	40
22	267,73	282,7	30	30	40
23	279,80	294,8	30	30	40
24	291,88	306,8	30	30	40
25	304,00	319,0	30	30	40
26	316,08	331,0	30	30	40
27	328,19	343,2	30	30	40
28	340,27	355,2	30	30	40
29	352,38	367,3	30	30	40
30	364,50	379,5	30	30	40
31	376,62	391,6	30	40	40
32	388,69	403,7	30	40	40
33	400,81	415,8	30	40	40
34	412,93	427,8	30	40	40
35	425,04	440,0	30	40	40
36	437,16	452,0	30	40	40
37	449,27	464,2	30	40	40
38	461,39	476,2	30	40	40
39	473,50	488,5	30	40	40
40	485,62	500,6	30	40	40